VideoInsight



VI Mobile for Android

VIDEOINSIGHT

Contents

- Video Insight Software License Agreement
  - System Overview
  - Thick Clients
  - Web Client
  - Server
  - Storage
  - SQL
  - Logging In
  - Connecting To A Server
  - Left Navigation Menu
  - Accessing Live Video
  - Android Hardware Acceleration
  - Recorded Video
  - Viewing Facility Maps
  - Camera Views
  - Access Control Integration
  - Triggering Actions
  - Contact Us

Video Insight Software License Agreement

IMPORTANT – READ CAREFULLY BEFORE ACCESSING VIDEO INSIGHT SOFTWARE: This license agreement ("License Agreement") is a legal agreement between the individual, corporate or other entity or governmental entity, as applicable, that is licensing the Software (referred to herein as "You" or "Licensee") and Video Insight, Inc. and its suppliers (collectively, "Video Insight" or "Licensor") for the Software (the "Software").

FEDERAL GOVERNMENT LICENSEES: "You" or "Licensee" refers to an Ordering Activity, as defined in GSA Order ADM4800.2G and as revised from time to time

USERS OTHER THAN FEDERAL GOVERNMENT LICENSEES: BY USING OR ACCESSING THE SOFTWARE; LOADING THE SOFTWARE OR ALLOWING THE SOFTWARE TO BE LOADED; OR UTILIZING ANY DEVICE OR OTHERWISE UTILIZING THE SERVICES OR FUNCTIONALITY OF THE SOFTWARE, YOU AGREE TO BE BOUND BY THE TERMS OF THIS LICENSE AGREEMENT. IF YOU DO NOT AGREE TO THE TERMS OF THIS LICENSE AGREEMENT, YOU MAY RETURN THE SOFTWARE TO YOUR PLACE OF PURCHASE FOR A FULL REFUND.

FEDERAL GOVERNMENT LICENSEES: THE AUTHORIZED CONTRACTING OFFICER ACCEPTED THE TERMS OF THIS LICENSE AGREEMENT IN ACCORDANCE WITH FAR 1.601(a).

1. GRANT OF LICENSE.

a. Overview of the License Agreement. This License Agreement describes Your rights to use or otherwise utilize the services of the Software. This License Agreement does not entitle You to any ownership rights of the programming code. The Software is licensed, not sold. The Software is protected by copyright and other intellectual property laws and treaties. Video Insight owns the title, copyright and other intellectual property rights in the Software. You may not rent, lease, or lend the Software or the License Agreement.

b. Product Coverage. You may also use this License Agreement to access or otherwise use the services or functionality of Video Insight Software utilized by other individuals or entities provided that the other individuals or entities obtain a valid license.

c. System Limits. You may use the Software with one unique system identified by its unique capture board. Each unique system requires a separate License Agreement.

2. TERMINATION (*NOT APPLICABLE TO FEDERAL GOVERNMENT LICENSEES)*: Without prejudice to any other rights, Video Insight may terminate this License Agreement if You do not abide by the terms and conditions herein, in which case you must destroy all copies of the Software and return all component parts.

3. TRANSFER. You may move the Software to a different server.

4. **LIMITATION ON REVERSE ENGINEERING, DECOMPILATION AND DISASSEMBLY.** You may not reverse engineer, decompile, or disassemble the Software.

5. **CONSENT TO USE OF DATA.** You agree that Video Insight and its affiliates may collect and use any technical information You provide as part of support services related to the Product. Video Insight agrees not to use this information in a form that personally identifies You.

6. **LIMITED WARRANTY.** Because of uncertain or unknown conditions and incidental hazards under which the Software is used, Video Insight does not warrant or guarantee that any particular result will be achieved. You understand and agree that suppliers and/or installers of the Software are independent contractors that are not employed by or under the control of Video Insight. Video Insight disclaims all liability and responsibility for damages or other loss caused by any independent supplier/installer or other third-party. The sole and exclusive warranty provided by Video Insight is that (1) the media on which the Software is furnished will be free of defects in materials and workmanship; and (2) the Software substantially conforms to its published specifications (the "Limited Warranty"). The Software is warranted only for its initial installation. This warranty shall survive inspection of, payment for and acceptance of the Software, but in any event shall expire ninety (90) days after the date you receive the Software, unless prohibited by law. As to any defects discovered after ninety days from receipt, there is no warranty or condition of any kind. Any supplements or updates to the Software, including without limitation any (if any) service packs or hotfixes provided to You after the expiration of the ninety-day Limited Warranty period are not covered by any warranty or condition, express, implied or statutory. **Except for the Limited Warranty and to the maximum extent permitted by applicable law, Video Insight provides the Software and support services (if any) "AS IS" AND WITH ALL FAULTS. THERE ARE NO OTHER WARRANTIES (NOR REPRESENTATIONS) HEREUNDER OR ELSEWHERE MADE BY VIDEO INSIGHT, EXPRESS OR IMPLIED, AND ALL OTHER WARRANTIES, INCLUDING, BUT NOT LIMITED TO, THE IMPLIED WARRANTIES OF MERCHANTABILITY, SUITABILITY AND FITNESS FOR A PARTICULAR PURPOSE, OF GOOD AND WORKMANLIKE PERFORMANCE, ALL WITH REGARD TO THE SOFTWARE AND THE PROVISION OF OR FAILURE TO PROVIDE SUPPORT SERVICES, ARE DISCLAIMED BY VIDEO INSIGHT AND EXCLUDED FROM THIS AGREEMENT. ALSO, THERE IS NO WARRANTY OR CONDITION OF TITLE, QUIET ENJOYMENT, QUIET POSSESSION, CORRESPONDENCE TO DESCRIPTION OR NON-INFRINGEMENT WITH REGARD TO THE SOFTWARE. NO AFFIRMATION WHETHER BY WORDS OR ACTIONS BY VIDEO INSIGHT, ITS AGENTS, EMPLOYEES OR REPRESENTATIVES SHALL CONSTITUTE A WARRANTY. APPLICABLE TO FEDERAL GOVERNMENT LICENSEES: THIS AGREEMENT DOES NOT LIMIT OR DISCLAIM ANY OF THE WARRANTIES SPECIFIED IN THE GSA SCHEDULE 70 CONTRACT UNDER FAR 52.212-4(O). IN THE EVENT OF A BREACH OF WARRANTY. THE U.S. GOVERNMENT RESERVES ALL RIGHTS AND REMEDIES UNDER THE CONTRACT, THE FEDERAL ACQUISITION REGULATIONS, AND THE CONTRACT DISPUTES ACT, 41 USC 7101-7109.**

7. **Limited and Exclusive Remedy.** Video Insight's sole responsibility and Your exclusive remedy for any nonconformance or defect is expressly limited to the refund of the purchase price paid, if any, or the replacement of the Software determined by Video Insight, in its sole discretion, to possess such a defect. As a condition precedent to any remedy described herein, or otherwise available to You, You shall seek and accept Video Insight's reasonable effort to replace the allegedly defective or nonconforming Software. In furtherance of such undertaking, if You reasonably believe that the Software contains a defect or nonconformity for which Video Insight is responsible, You shall inform Video Insight immediately by telephone at (713) 621-9779 and by providing written notification to Video Insight within forty-eight (48) hours of discovery. All returned Software shall be shipped at customer's expense. This Limited Warranty is void if failure of the Software has

resulted from accident, abuse, misapplication, abnormal use, or a virus. Any replacement Software will be warranted for the remainder of the original warranty period or thirty (30) days, whichever is longer.

8. **NO CONSEQUENTIAL OR OTHER DAMAGES.** NOTWITHSTANDING ANYTHING TO THE CONTRARY, EXPRESS OR IMPLIED, (1) VIDEO INSIGHT'S LIABILITY FOR ANY CLAIM OR ACTION OF ANY KIND ARISING OUT OF, IN CONNECTION WITH OR RESULTING FROM THE MANUFACTURE, SALE, DELIVERY, RESALE, TRANSFER, USE OR REPAIR OF THE SOFTWARE OR SERVICES RENDERED BY VIDEO INSIGHT SHALL NOT EXCEED THE PRICE, IF ANY, YOU PAID FOR THE SOFTWARE OR $5.00, WHICHEVER IS GREATER; AND (2) VIDEO INSIGHT SHALL IN NO EVENT BE LIABLE FOR SPECIAL, INDIRECT, PUNITIVE, INCIDENTAL OR CONSEQUENTIAL DAMAGES OR CONTINGENT LIABILITIES ARISING OUT OF THIS LICENSE AGREEMENT OR THE FAILURE OF THE SOFTWARE TO OPERATE PROPERLY, INCLUDING BUT NOT LIMITED TO ANY DAMAGE OCCASIONED BY DELAY, DOWNTIME, LOST BUSINESS OPPORTUNITY, LOSS OF CONFIDENTIAL INFORMATION, LOSS OF PRIVACY, LOST PROFITS OR OTHERWISE (NOTWITHSTANDING THE CAUSE OF SUCH DAMAGE AND WHETHER OR NOT CAUSED BY VIDEO INSIGHT'S NEGLIGENCE, FAULT OR STRICT LIABILITY). CUSTOMER ASSUMES THE RISK FOR AND INDEMNIFIES VIDEO INSIGHT FROM AND AGAINST ALL LIABILITIES FOR ANY LOSS, DAMAGE OR INJURY TO PERSONS OR PROPERTY ARISING OUT OF, CONNECTED WITH OR RESULTING FROM THE USE OF OR INABILITY TO USE THE SOFTWARE, THE PROVISION OF OR FAILURE TO PROVIDE SUPPORT SERVICES, OR THE POSSESSION, USE OR APPLICATION OF THE SOFTWARE, EITHER ALONE OR IN COMBINATION WITH OTHER PRODUCTS. VIDEO INSIGHT ASSUMES NO RESPONSIBILITY OR LIABILITY, WHETHER EXPRESS OR IMPLIED, WHETHER IN TORT OR IN CONTRACT, AS TO THE CAPACITY OF THE SOFTWARE TO SATISFY THE REQUIREMENT OF ANY LAW, RULE, SPECIFICATION, OR CONTRACT PERTAINING THERETO, INCLUDING, BUT NOT LIMITED TO, ANY CONTRACT BETWEEN ANY CUSTOMER OF ITS PRODUCTS AND PARTIES WITH WHOM SUCH CUSTOMER HAS CONTRACTED. **APPLICABLE TO DEDERAL GOVERNMENT LICENSEES:** THIS CLAUSE SHALL NOT IMPAIR THE U.S. GOVERNMENT'S RIGHT TO RECOVER FOR FRAUD OR CRIMES ARISING OUT OF OR RELATED TO THIS AGREEMENT UNDER ANY FEDERAL FRAUD STATUTE. FURTHERMORE, THIS CLAUSE SHALL NOT IMPAIR NOR PREJUDICE THE U.S. GOVERNMENT'S RIGHT TO EXPRESS REMEDIES PROVIDED IN THE SCHEDULE CONTRACT (I.E. PRICE REDUCTIONS, PATENT INDEMNIFICATION, LIABILITY FOR INJURY OR DAMAGE, PRICE ADJUSTMENT, FAILURE TO PROVIDE ACCURATE INFORMATION.)

9. **INDEMNIFICATION (*NOT APPLICABLE TO FEDERAL GOVERNMENT LICENSEES)*: YOU AGREE TO PROTECT, INDEMNIFY, HOLD HARMLESS AND DEFEND VIDEO INSIGHT FROM AND AGAINST ANY CLAIMS, DEMANDS, LIENS, CAUSES OF ACTION, JUDGMENTS, LOSSES AND LIABILITIES OF ANY NATURE WHATSOEVER ARISING IN ANY MANNER, DIRECTLY OR INDIRECTLY OUT OF OR IN CONNECTION WITH OR IN THE COURSE OF OR INCIDENTAL TO (1) YOUR WORK OR OPERATIONS WITH THE SOFTWARE REGARDLESS OF CAUSE OR OF THE SOLE, CONCURRENT OR CONTINUING FAULT OR NEGLIGENCE OF VIDEO INSIGHT OR ITS EMPLOYEES OR AGENTS; OR (2) ANY BREACH OR FAILURE TO COMPLY WITH ANY OF THE PROVISIONS OF THIS LICENSE AGREEMENT. YOU AGREE TO PROTECT, INDEMNIFY, HOLD HARMLESS AND DEFEND VIDEO INSIGHT FROM AND AGAINST ANY CLAIMS, DEMANDS, LIENS, CAUSES OF ACTION, JUDGMENTS, LOSSES AND LIABILITIES FOR INJURY TO OR DEATH OF YOU, YOUR AGENTS OR EMPLOYEES OR ANY EMPLOYEE OR AGENTS OF ANY CO-VENTURER, CONTRACTOR, SUBCONTRACTOR OR PERSONS AT YOUR WORK LOCATION ARISING IN ANY MANNER, DIRECTLY OR INDIRECTLY, OUT OF OR IN CONNECTION WITH OR IN THE COURSE OF OR INCIDENTAL TO YOUR WORK OR OPERATIONS WITH THE SOFTWARE, REGARDLESS OF CAUSE OR OF ANY FAULT OR NEGLIGENCE OF VIDEO INSIGHT OR ITS EMPLOYEES OR AGENTS.**

10. **SEVERANCE:** Should any provision of this License Agreement, or a portion thereof, be unenforceable or in conflict with the laws of the United States of America or of any state or jurisdiction which governs any transaction between Video Insight and You, then the validity of the remaining provisions, and any portion

thereof, shall not be affected by such unenforceability or conflict, and this License Agreement shall be considered as if such provision, or portion thereof, were not contained herein.

11. **UNLAWFUL PURPOSE.** Use of the Software for any unlawful purpose or in any unlawful manner, use for any improper or unintended use, or use by anyone other than you is strictly prohibited and constitutes a material breach of this License Agreement.

12. **APPLICABLE LAW.**

a. LICENSEES OTHER THAN FEDERAL GOVERNMENT LICENSEES: This License Agreement is governed by the laws of the State of Texas. Video Insight and Licensee hereby agree that exclusive jurisdiction of any, controversy, claim, suit or proceeding arising out of or relating in any way to the Software or this License Agreement or the breach, termination or invalidity thereof shall lie within the courts of the State of Texas or within the courts of the United States of America located within the Southern District of Texas. Video Insight and Licensee consent to venue and jurisdiction within the Courts of Harris County, Texas.

b. FEDERAL GOVERNMENT LICENSEES: This License Agreement is governed by the laws of the United States. Video Insight and Licensee hereby agree that exclusive jurisdiction of any, controversy, claim, suit or proceeding arising out of or relating in any way to the Software or this License Agreement or the breach, termination or invalidity thereof shall lie within the courts of the United States of America.

13. **NO WAIVER:** Failure to enforce any or all of this License Agreement in a particular instance shall not act as a waiver or preclude subsequent enforcement.

14. **ENTIRE AGREEMENT (NOT APPLICABLE TO FEDERAL GOVERNMENT LICENSEES)**. This License Agreement (including any addendum or amendment to this License Agreement which is included with the Software) constitutes the entire agreement between You and Video Insight relating to the Software and any support services, and this License Agreement supersedes all prior or contemporaneous oral or written communications, proposals, and representations with respect to the Software or any other subject matter covered by this License Agreement. To the extent the terms of any Video Insight policies or programs for support services conflict with the terms of the License Agreement, the terms of the License Agreement shall control.

15. This software is U.S. origin and is subject to the Export Administration Regulations. Diversion contrary to U.S. law is prohibited.

HOUSTON 6467133v.3

System Overview

Video Insight v6.2 allows users add and record up to 2458 different IP cameras at once while maintaining the ease of use functionality that our customers have come to expect from a Video Insight software solution. The following pages will help guide you through the setup and installation process.

System Components

The Video Insight software suite has three main components used to monitor live and recorded video; the Monitor Station, Web Client and VI Mobile. . These three clients can be used to connect to the IP Server at no additional charge.

VI Monitor

VI Monitor is the primary User Interface for the Product Suite. It provides centralized viewing of all live and recorded video from any server to the End User. Vi Monitor also provides the camera configuration menus for System and Security Administrators.

VI Mobile

VI Mobile is a free app available in the App Store for iOS users and Google Play for Android users. VI Mobile gives users access to live and recorded video as well as access to Facility Maps.

Web Client

The web Client accesses IP Server via IIS. It can be accessed from any browser application and has an optional Active X control for Internet Explorer. The Web Client has access to live and recorded video and can access Facility Maps. The Web Client can also create clips and download recorded video.

In this document, we will explain and focus on the VI Mobile component exclusively. Visit our website to explore other product areas such as VI Monitor and Web Client.

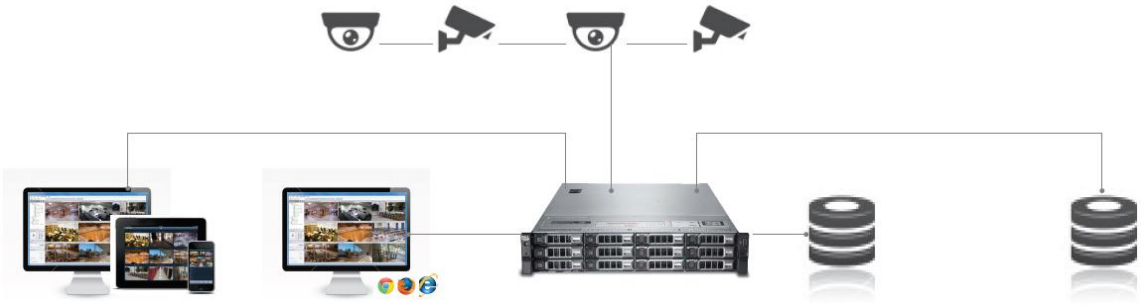

	Web Client	Server	Storage	SQL
Thick Clients Monitor Station and VI Mobile communicate directly with the server to receive camera feeds. One instance of Monitor Station or VI Mobile can communicate with multiple servers for the same user interface.	The Web Client connects to the server via Microsoft IIS. IIS can run on each server or a single IIS server can support all Web Clients.	The Server is the hub of the Video Insight IP Video Management Software (VMS) product. The Video Insight IP Server communicates directly with the cameras and the Clients, provides storage, and runs the SQL database.	Storage options are limitless as they are customizable depending on the chosen server size or a variety of storage options.	The SQL server database saves all configuration, motion, and system logs.

VI MOBILE FOR ANDROID TABLETS

VI Mobile is Video Insight's primary Android mobile application. VI Mobile is supported on all Android OS phones and tablets running Android 4.1 and up. To download VI Mobile Android, visit the Google Play Store on your device and download the application. There is no charge to download VI Mobile and can be used with your existing Video Insight Enterprise Server licensing. The features that require setup in VI Monitor are Servers, Cameras, Views, Access Control, Actions and Maps. Please review the VI Monitor User Guide for more information.

Logging In

After the app is installed on your Mobile device or Tablet, it will connect to www.demovi.com automatically. This "Demo" server can be used to learn about the available features before connecting to your own Server. When testing of the "Demo" server has completed, the application can receive further customization for the desired environment in which it will be used.

Connecting To A Server

To connect to a new server, click Add Server icon on the top right area of the application. Next, use the Private IP address field to specify the IP address of the Video Insight Enterprise Server address. This field is required for server setup. The data port and command port are also required and by default are usually 4010. If the VI Server is available and connected with a public IP address, use the Public IP Address field. A username and password are necessary for authentication.

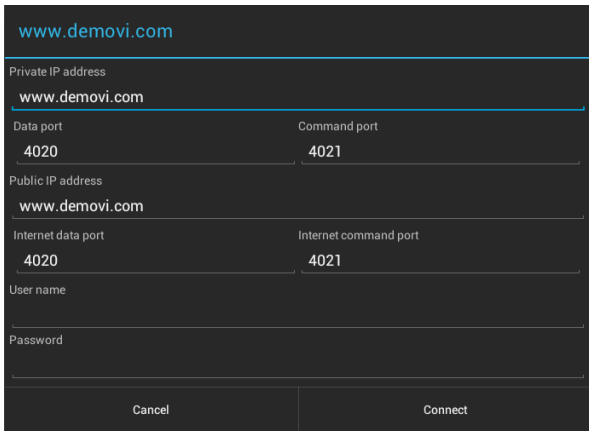

Left Navigation Menu

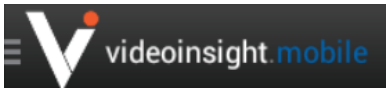

This top level menu can be used to expand and collapse the left navigational panel. The following features are displayed in the following order:

Servers: Clicking Servers will display a list of all servers configured on the application.

Cameras: Clicking Cameras will show all cameras listed on all servers configured on the application. They will appear in alphabetical order (ascending) by default. This setting can be changed in the Settings section of the application.

Maps: Clicking Maps will display all Facility Maps configured on all Servers connected to the application.

Views: Clicking Views will display all layouts available from all Servers configured on the application.

Access Control: If you are utilizing the Access Control integration of Video Insight, clicking Access Control will display your cameras associated with door control.

Actions: Clicking Actions will display any rule actions configured in VI Monitor. These rules can trigger different events on the VI Monitor such as Live Window or sending email actions.

Accessing Live Video

There are two main ways to access live video: Servers & Cameras

Click on Servers, and select a Server to monitor. Once a Server is selected, the cameras associated with that server will appear in a 4X4 grid layout.

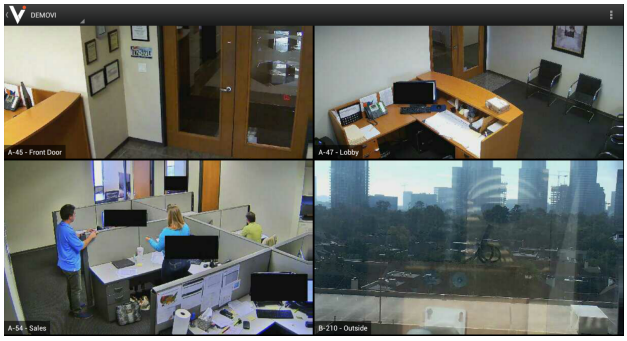

Double clicking on a camera in the layout will maximize the camera into full screen. Selecting Cameras from the main left menu and clicking on a camera will also display the camera in full screen. You can also use the Pinch to Zoom technique to zoom into the area of video you wish to investigate.

To return back to the previous view, click the arrow at the top left of the screen.

Android Hardware Acceleration

Hardware acceleration is enabled by default on supported Android devices versions 4.1 or higher. The use of Hardware Acceleration has two major benefits: smoother video and lower data usage. To change this setting click on Options icon and then click Settings. Under Video section, deselect the Hardware Acceleration. Restart the program.

NOTE : Hardware acceleration utilizes special chips on the user's device to display video and not all devices are compatible. Hardware acceleration should only be disabled if causing video issues within application and by means of troubleshooting.

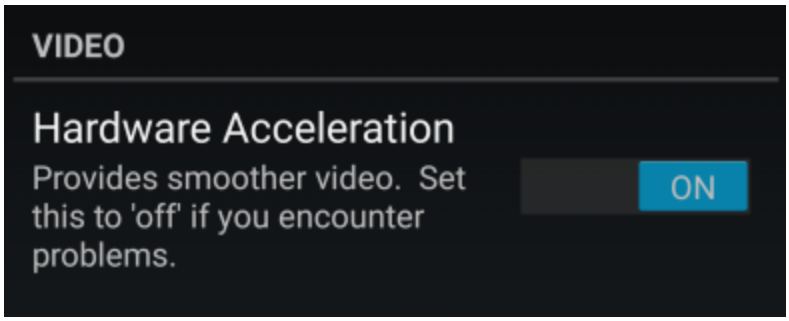

Recorded Video

To access recorded video, select a camera from the Servers list or Camera list to return back to Live Mode. Click Playback located on the top right area of the screen.

Next, use the Date/Time picker to select the date in which you wish to search for recorded video. Select the date or time, and scroll using the arrows to navigate.

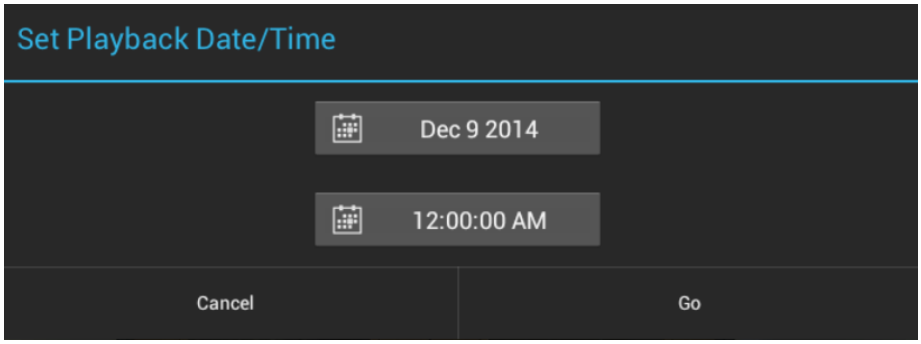

Once selected, you may use the Timeline to search for additional motion events or recorded video. Click and hold the timeline and drag in the direction you wish to search.

Once you have located the area in which you wish to playback, click the Play button to start playback. Drag the timeline again to move the playback to a different area.

To return back to Live View, click View Live on the top right corner of the application. You can also use the Pinch to Zoom technique to zoom into the area of video you wish to investigate.

To view motions logs of the cameras, click on the menu icon to the right of View Live and select View Motion Log.

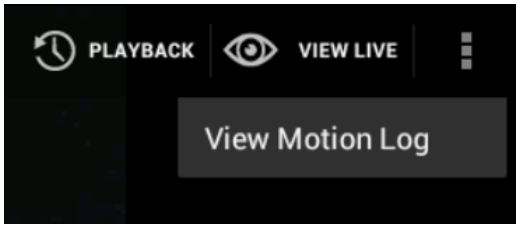

A list of motion events will be displayed by hour. Selecting an hour will show all motion events, the duration of the vent, and how long the file is.

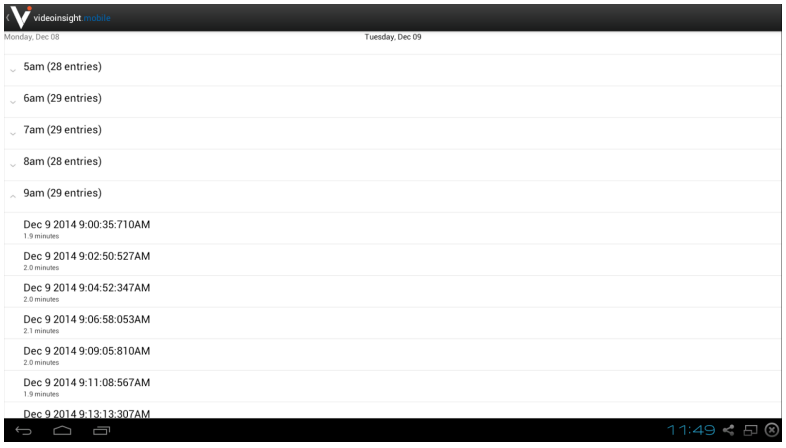

To play a motion event recording, select the file by clicking on it and the recording playback will start.

Viewing Facility Maps

To view a map, use the left navigation panel and click Maps.



The maps that are configured in your VI Monitor application will appear in the list below. Select the map you wish to view.

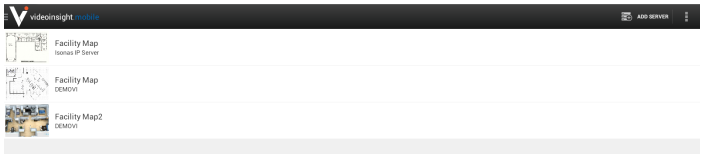

You can choose to select a camera to view live or recorded video. Clicking Toggle Labels at the top of the window will remove the camera name text from the map view.

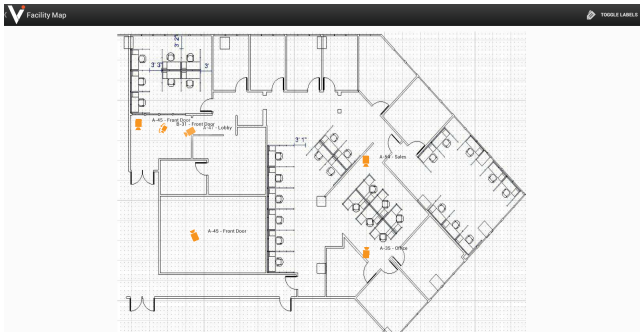

Camera Views

To view a set of camera in a particular predefined layout, click on the left navigation menu and select Views.



A list of available views will be displayed. This version of VI Mobile is limited to a maximum of a 4 X 4 grid layout due to the size constraints on the screen. This means the most cameras that are viewable on one time are 4 cameras. Select a camera view from the list.

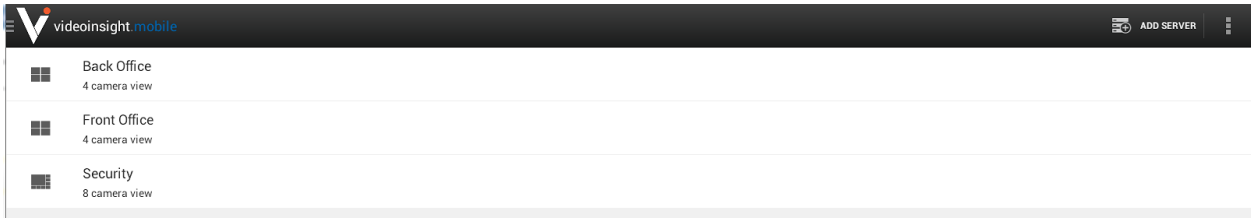

The view will be selected and displayed in a grid format. Selecting a camera will show the camera in full screen for live or recording mode.

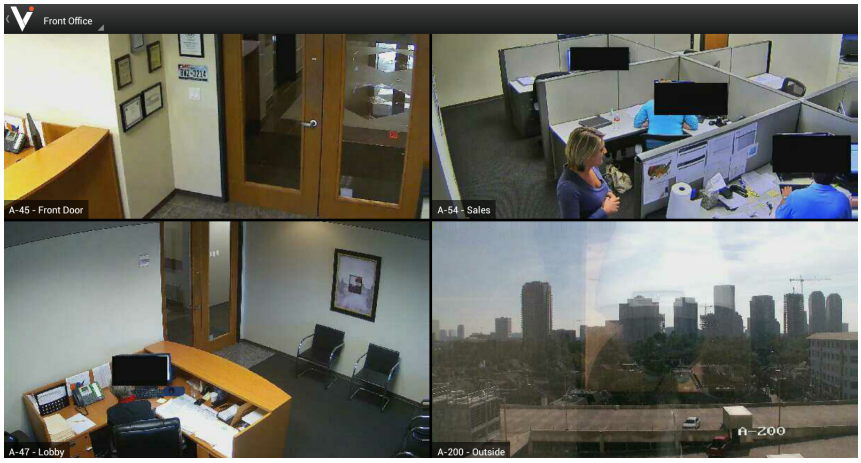

Access Control Integration

To view access control features, select the icon in the top left hand side of the screen. Select “Access Control” on the menu found on the left navigational panel.

A display of the Access Control devices configured for use with Access Control will appear. Select the desired device (if more than one is available).

The ability to select various cameras and door assignments is displayed within the viewable area. Next, select the desired access control device.

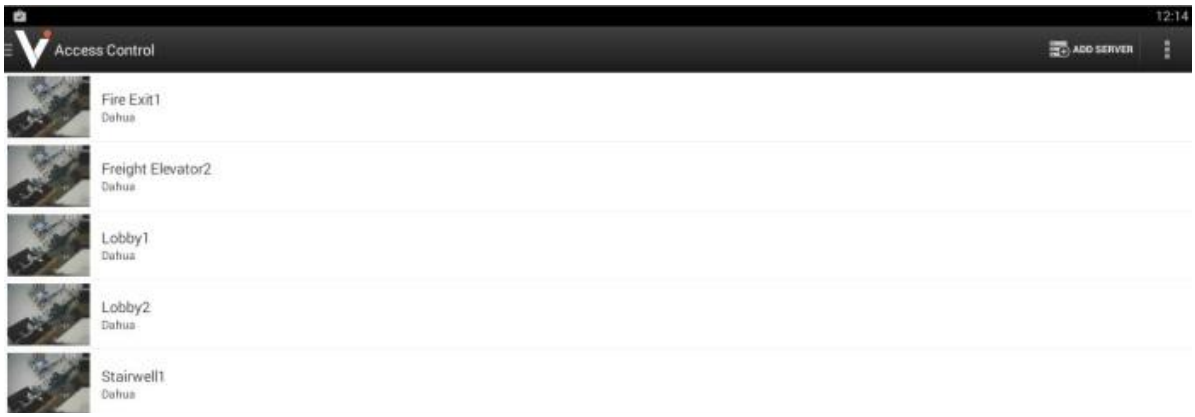

In the lower left hand side of the screen, the door status is displayed. After the device is selected, the status of the device appears in the bottom left of the image. On the top right side area of the screen, the drop down menu for controlling the door offers the following options:

- View Camera Preset
- View Motion Log
- View Door History
- View Door Alarms
- Door Actions



The door controls are listed from left to right are:

- Schedule: Forces device to return to pre-configured schedule.
- Unlock: Unlocks the device.
- Lock: Locks the device.
- Admit Entry: Temporarily unlocks device.
- View (Access) History: Views detail list of authorized access names.
- View (Alarm) History: Displays detailed list of door lock violations.

In order to view a specific event, selecting a device followed by “Playback” (located in the top right corner of the display) will produce a screen within which you can choose the approximate time and date of the event for review.

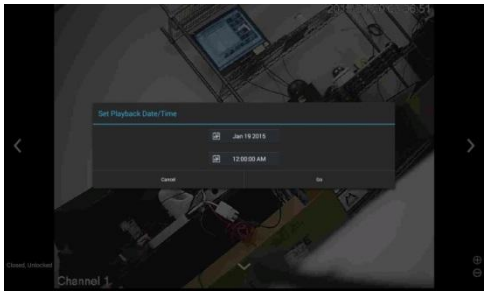

Once the event time is selected, the window will display the recorded view with a slider bar at the bottom of the screen.



The slider bar is used to quickly move the recorded video playback forward or backwards in order to easily find the desired event for viewing.

Triggering Actions

To trigger rules using VI Mobile for Android, ensure your rules have been properly setup and testing in VI Monitor. These actions are triggered off any action that is set to “Alert Button” under the Trigger Events section of Rules Manager. Once configured, your rules will appear in the Actions menu of VI

Mobile. First, click on the left menu navigation panel, then click Actions.

A list of preconfigured Action Buttons will appear.

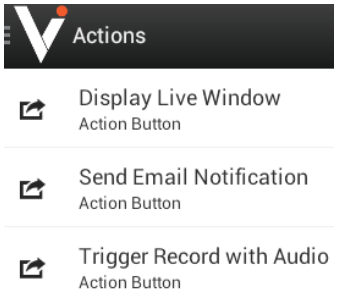

Simply click the desired action to trigger the Action and wait for a successful prompt to appear on the bottom center of the screen.

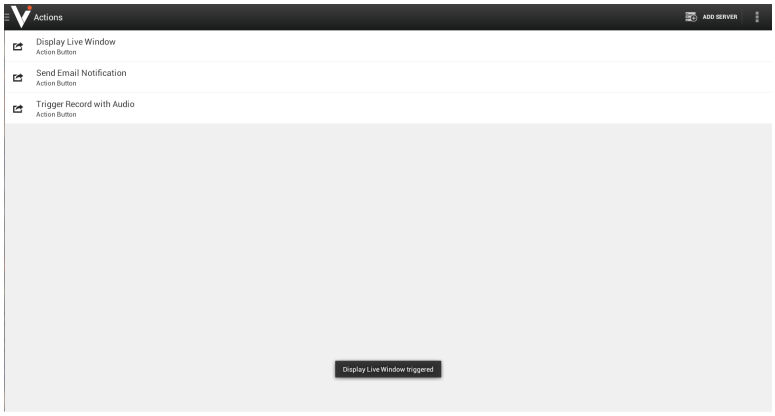

Contact Us

In Person:

3 Riverway, Suite 700

Houston, Texas 77056

Hours of Operation:

9:00 AM - 6:00 PM CST, Monday – Friday

By Phone: 713-621-9779

800-513-5417

By Fax: 713-621-7281

Sales Department:

713-621-9779

Technical Support Hours: 8:00 AM - 6:00 PM CST, Monday – Friday

For Saturdays and Holidays: 10:00 AM - 2:00 PM

Please call our Answering Service at 877-743-2403 and the support engineer on call will be paged to assist you.

By Email: support@video-insight.com

Feature Request: http://www.questionpro.com/akira/TakeSurvey?id=1028953